

The background features a dark blue world map composed of small dots. Overlaid on the map are several thin, light blue curved lines that sweep across the frame, creating a sense of global connectivity and movement.

Yonsei University Overseas Tuition Payment (Flywire) Manual

**Pay securely and conveniently in your local currency
from anywhere across 240 countries.**

Table of Contents

01 Service Overview & Target Users

02 International Easy Payment (Flywire) Process

03 International Easy Payment Service (Flywire) Payment Method

04 Contact Information for Tuition Inquiries

Service Overview and Target Users

Replace the complex international wire transfer with Flywire, enabling tuition payment via various payment methods



Payment in Local Currency in 240 Countries

Instead of complex international wire transfers, bank transfer, credit cards (VISA, Mastercard), and easy payment methods (PayPal, WeChat Pay, etc.) are supported.



Exact KRW Fixed-Amount Transfer

Issues related to refunds or additional payments caused by exchange rate fluctuations will be completely resolved.



24-Hour Payment & Multilingual Support

Payments can be made anytime, and Flywire provides 24-hour multilingual customer support.



Real-Time Transfer Status Tracking

The entire process from payment to university deposit can be tracked directly from the portal.

Flywire Easy Payment System

Service Overview and Target Users

International students enrolled at Yonsei University who remit tuition from abroad to Korea

	Current	New
Domestic Students	<ul style="list-style-type: none">① Bank Transfer② Woori Credit Card	<ul style="list-style-type: none">① Bank Transfer② Woori Credit Card
International Students	<ul style="list-style-type: none">① Bank Transfer② Woori Credit Card③ International Wire Transfer	<ul style="list-style-type: none">① Bank Transfer② Woori Credit Card③ International Wire Transfer④ Flywire

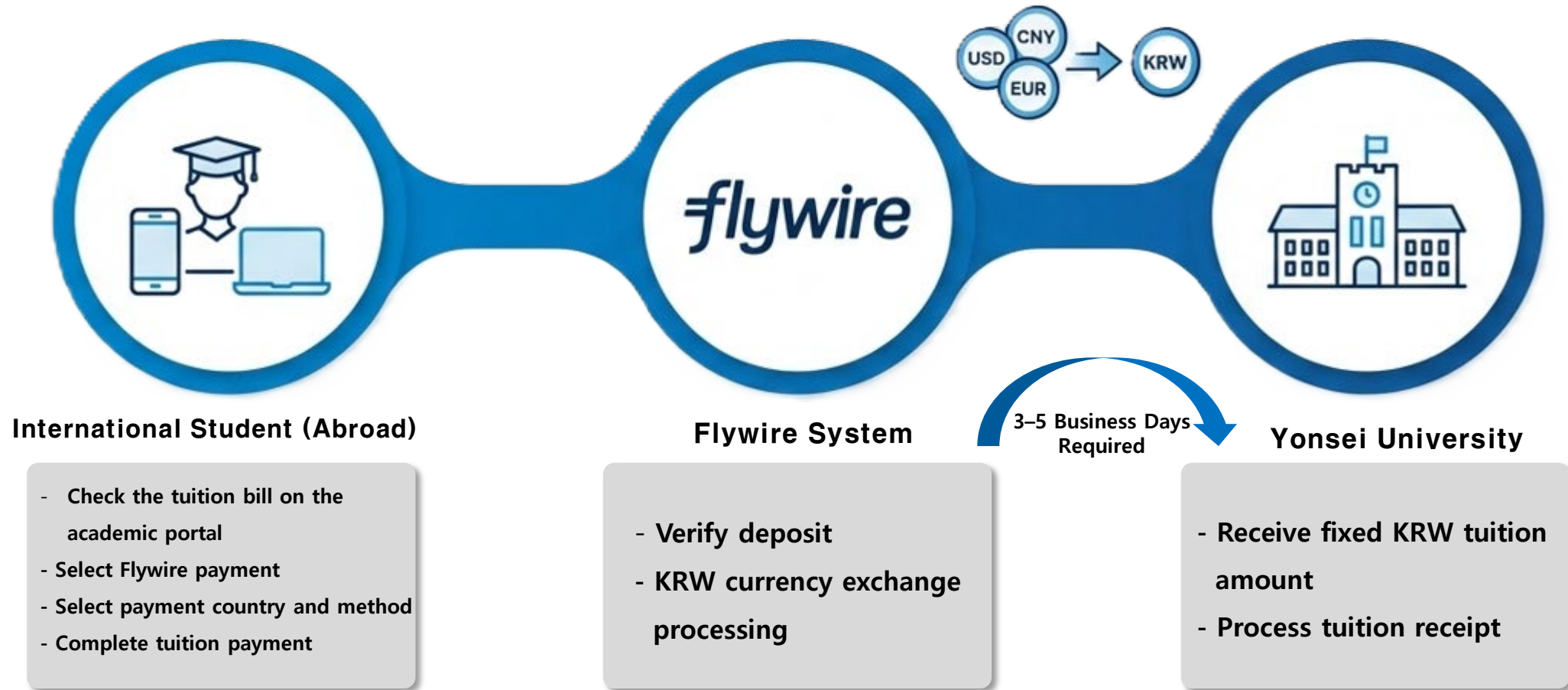
Eligible Recipients & Timeline

Target:

International students enrolled
at Yonsei University
+
who remit tuition from abroad
to Korea via international wire transfer

Implementation: Starting from the 2026
Summer Semester (To be introduced for
freshmen from 2027 onwards).

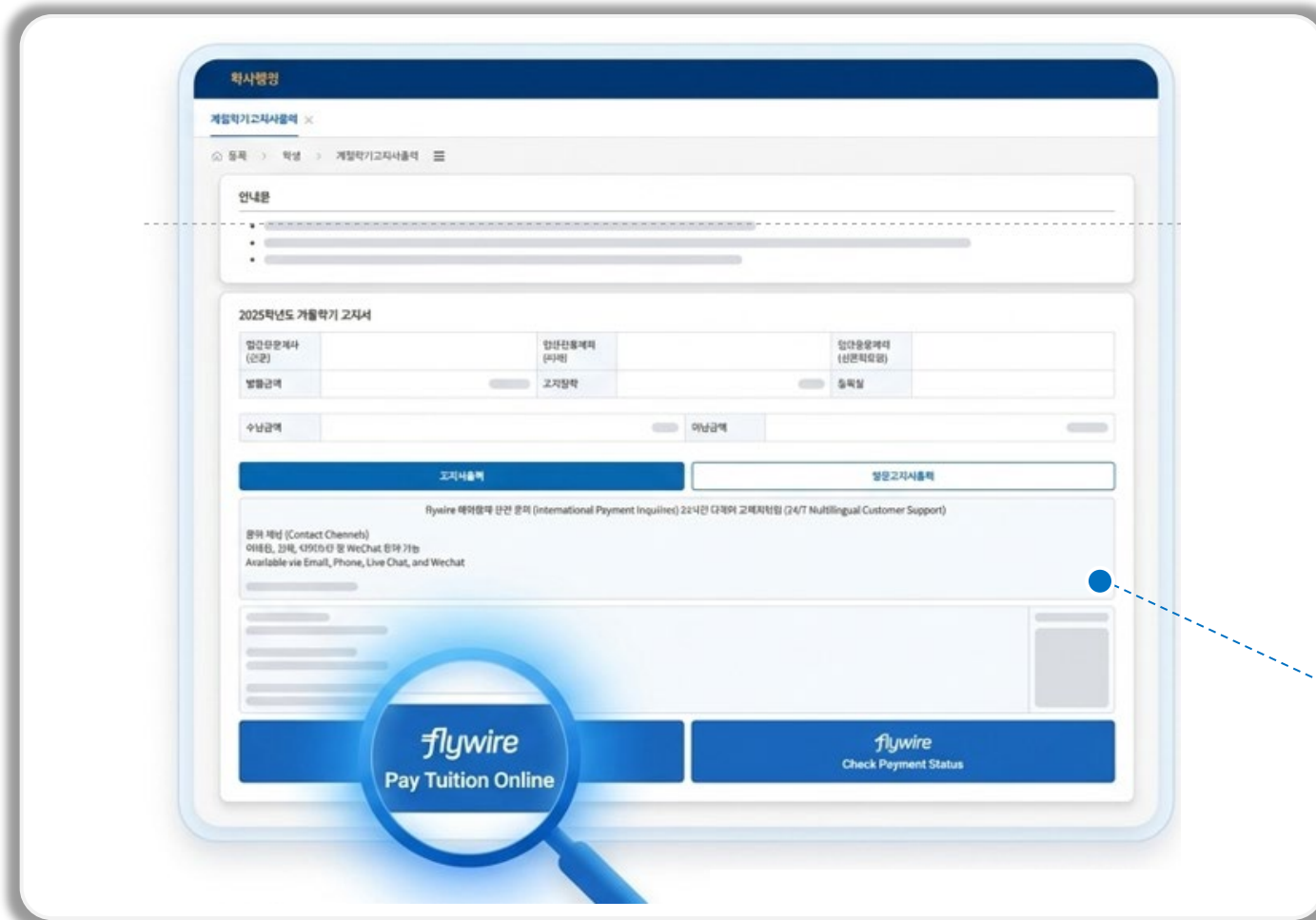
Tuition International Easy Payment (Flywire) Payment Process



Tuition paid via Flywire is first deposited into the Flywire account, then transferred to the virtual tuition account issued by the university within 3-5 business days. From the student's perspective, the tuition is fully paid; however, since Flywire requires time to verify deposit information and process currency exchange, please complete your payment well before the tuition payment deadline.

Tuition International Easy Payment (Flywire) Payment Method

STEP 1 Print Invoice & Start Payment

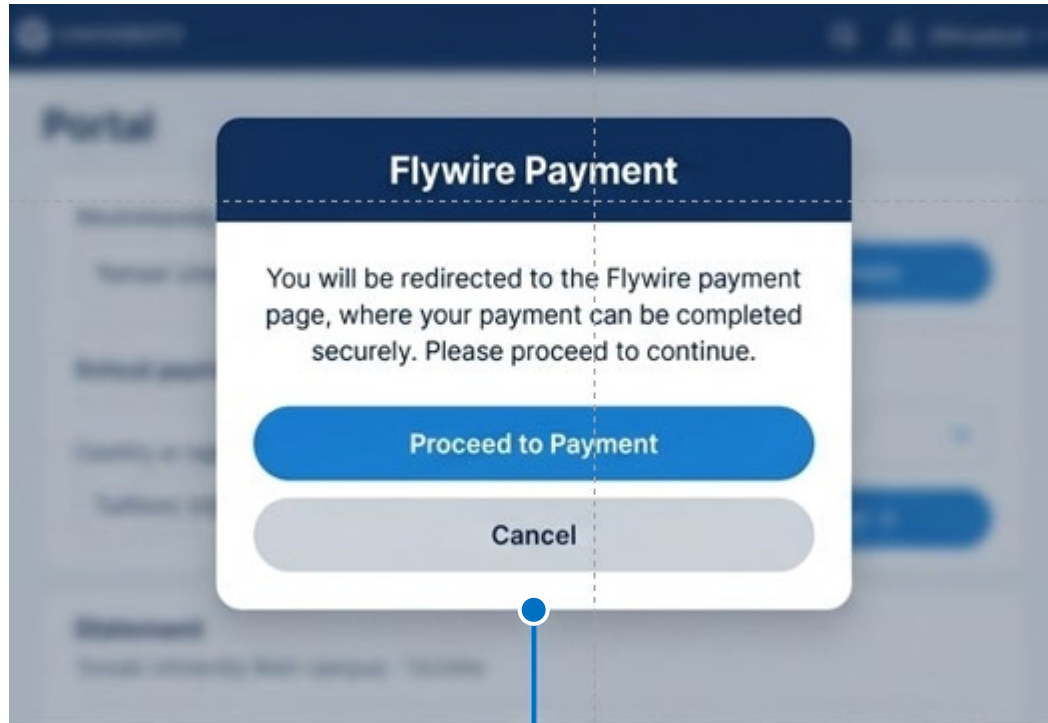


1. Log into the Academic Portal, go to the [Print Bill] menu and check your tuition and scholarship details.
2. Click the blue [Flywire Pay Tuition Online] button at the bottom to start the easy payment process.

Information on Flywire's 24/7 multilingual support channels (email, live chat, WeChat) is also available directly in the center of the invoice screen.

Tuition International Easy Payment (Flywire) Payment Method

STEP 2 Select Country & Confirm Payment Amount



Click **[Proceed to payment]** in the pop-up window to be redirected to the Flywire payment page.

Total payment amount displayed:

The total tuition amount in Korean Won (KRW) is fixed and displayed

(Cannot be modified)

Country Selection:

Select the country from which you will make payment and click [Next].



If the amount differs from the invoice, stop the payment process and contact the Finance & Accounting Team

(02-2123-4500 / fiwebmaster@yonsei.ac.kr)

Tuition International Easy Payment (Flywire) Payment Method

STEP 4 Enter Payer Information (in English)

지불인 정보

결제 시 사용할 카드/은행 계좌 명의자의 세부 정보를 입력해 주세요.

(*) 필수 필드

이메일* devjh@yonsei.ac.kr	이름* ! 필수입니다
중간 이름	성* Jonghyun Lee
주소 1* ! 필수입니다	주소 2
도시* ! 필수입니다	주/지방/지역* ! 필수입니다
우편번호	+1 < > 전화번호* <input type="checkbox"/> 결제 상태에 대한 문자 알림을 받습니다

Flywire로부터 향후 할인, 프로모션 및 제안에 관한 이메일을 받고 싶습니다

Flywire의 다음 내용을 읽고 이해했으며, 이에 동의합니다 [사용약관](#) 그리고 [개인정보 보호정책](#)
이용 약관 및 개인정보 처리방침에 동의하셔야 합니다.

[← 이전](#) [오류](#)

1. Please enter all required information in English in the [(*) Required Fields]. Payment errors may occur if written in other languages.
2. Enter the detailed information of the bank account holder or cardholder who will proceed with the actual payment, agree to the terms, and proceed.

Tuition International Easy Payment (Flywire) Payment Method

STEP 5 Important Notes for Bank Transfer

Review and confirm payment information

Payment information

Total you will send	\$4.00
Exchange rate	1 USD = 1,472.64 KRW 1 KRW = 0.00068 USD
Yonsei University Sinchon campus - Tuitions receives	₩5,000.00
Country or region	United States

Payment method

You selected
Bank Transfer in US Dollars (USD)

Payer information

First name	Middle name
test	-
Family name	Address 1
test	test
Address 2	City
-	test
State / Province / Region	Zip code / Postal Code
Alabama	-
Country	Phone number
United States	+1 0
Email	

Student Information

Student ID	Full Name
------------	-----------

Before payment, print the tuition invoice to confirm the total payment amount and payer information.

\$4.00 You send ₩5,000.00

flywire Yonsei University Sinchon campus - Tuitions receives

PAYMENT PENDING More info Payment ID: 1G4KFC.....EV

Have you made the transfer? [Upload a proof of payment](#) (Optional)

Add this payment to your Flywire account

[Add payment](#)

Log in or Sign up to manage your payment:

NEW Upload a proof of payment

Edit payment details

SMS notifications

Cancel payment

Complete your bank transfer to Flywire now!

[How to make a bank transfer?](#)

Transfer the funds before: **May 26, 2026**
Flywire will receive the funds: **2-3 business days** after you initiate the transfer

Amount to pay	\$4.00
Reference / Payment ID	1G ISEV <small>You must include this reference so we can identify your payment</small>
Remittance Information / Reference	1G4KFCMS28YNSEV - Yonsei University Sinchon campus - Tuitions
Beneficiary/Recipient	FLYWIRE GLOBAL CORP.

- **Payment Methods:** Mobile banking, internet banking, or in-person payment at a bank branch
- **[Most Important] Enter the unique Reference / Payment ID accurately.**
(Do not enter the tuition virtual account number. Enter the Reference/Payment ID.)
The Reference/Payment ID must be entered exactly for the tuition payment to be processed correctly.
- If you make the payment in person at a bank branch, click [Download instructions for the bank transfer](#) and submit the document to the bank.
- Since there are no additional fees, please remit **only the exact amount shown in the payment instructions.**
- Required documents for local bank transfers may vary depending on the payment country. Please upload any additional documents as instructed.

Tuition International Easy Payment (Flywire) Payment Method

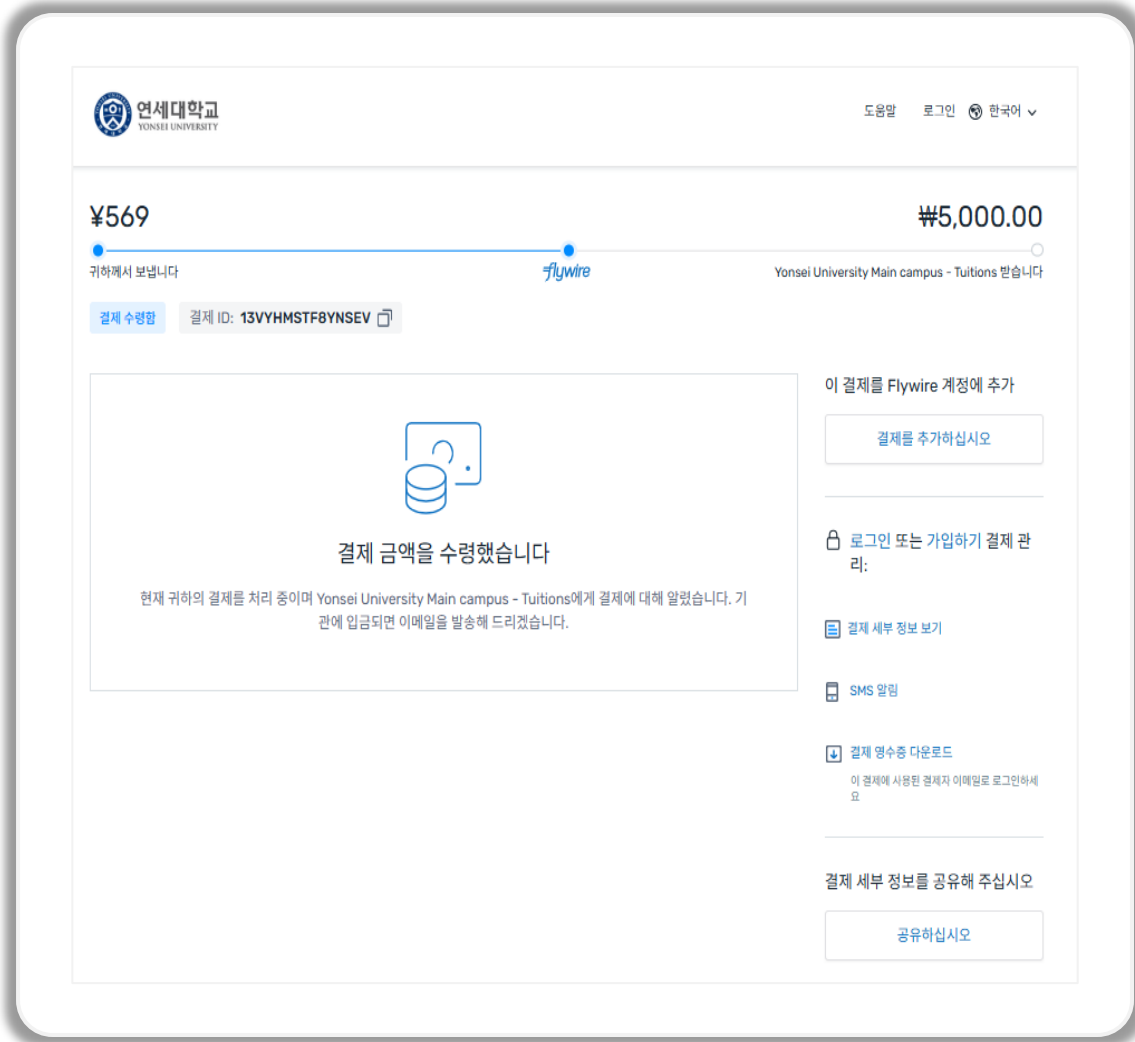
STEP 5 For Card & Easy Payment

The screenshot shows the Yonsei University Flywire payment page. At the top left is the Yonsei University logo and name. The top right has links for '도움말' (Help), '로그인' (Login), and '한국어' (Korean). The main header displays the amount '₩5,000.00' and the text 'Yonsei University Main campus - Tuitions 받습니다'. Below this, there's a '결제 ID: 13VYHMSTFBYNSEV' and a '결제 보유' (Payment held) status. The 'Payment details' section contains input fields for 'Cardholder's first name', 'Cardholder's family name', 'Card number', 'Expiry date (MM/YY)', and 'CVV'. There is a checkbox for 'Save card for future payments' and a large blue 'PAY' button. On the right side, there are instructions: '이 결제를 Flywire 계정에 추가' (Add this payment to Flywire account) with a '결제를 추가하십시오' (Add payment) button; '로그인 또는 가입하기 결제 관리:' (Login or register for payment management); '결제 세부 정보 편집' (Edit payment details); 'SMS 알림' (SMS notification); '결제 취소' (Cancel payment); and '결제 영수증 다운로드' (Download receipt) with a note '결제 영수증은 결제가 완료된 후 다운로드할 수 있습니다.' (Receipts can be downloaded after payment is complete). At the bottom right, there is a '결제 세부 정보를 공유해 주십시오' (Share payment details) section with a '공유하십시오' (Share) button.

1. After entering your card information, you will be redirected to the card issuer or easy payment screen to complete the payment.
2. Please make sure to verify that the total KRW tuition payment amount matches the amount on your tuition bill before making the payment.

Tuition International Easy Payment (Flywire) Payment Method

STEP 6 Payment Completion Confirmation

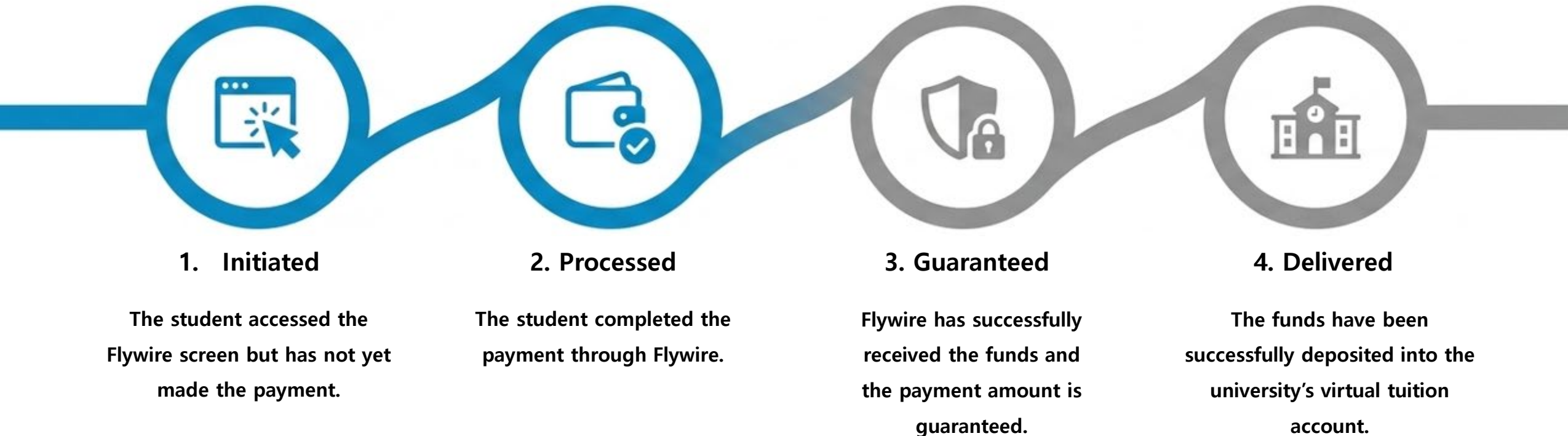


1. If the screen on the left appears, the payment has been successfully processed.
2. Once completed, the money is deposited into Flywire's account first. Flywire then verifies the information, converts the currency, and transfers it to the university (Takes 3–5 business days).

Tuition International Easy Payment (Flywire) Payment Method

STEP 7 Post-Payment Tuition Transfer Status Check

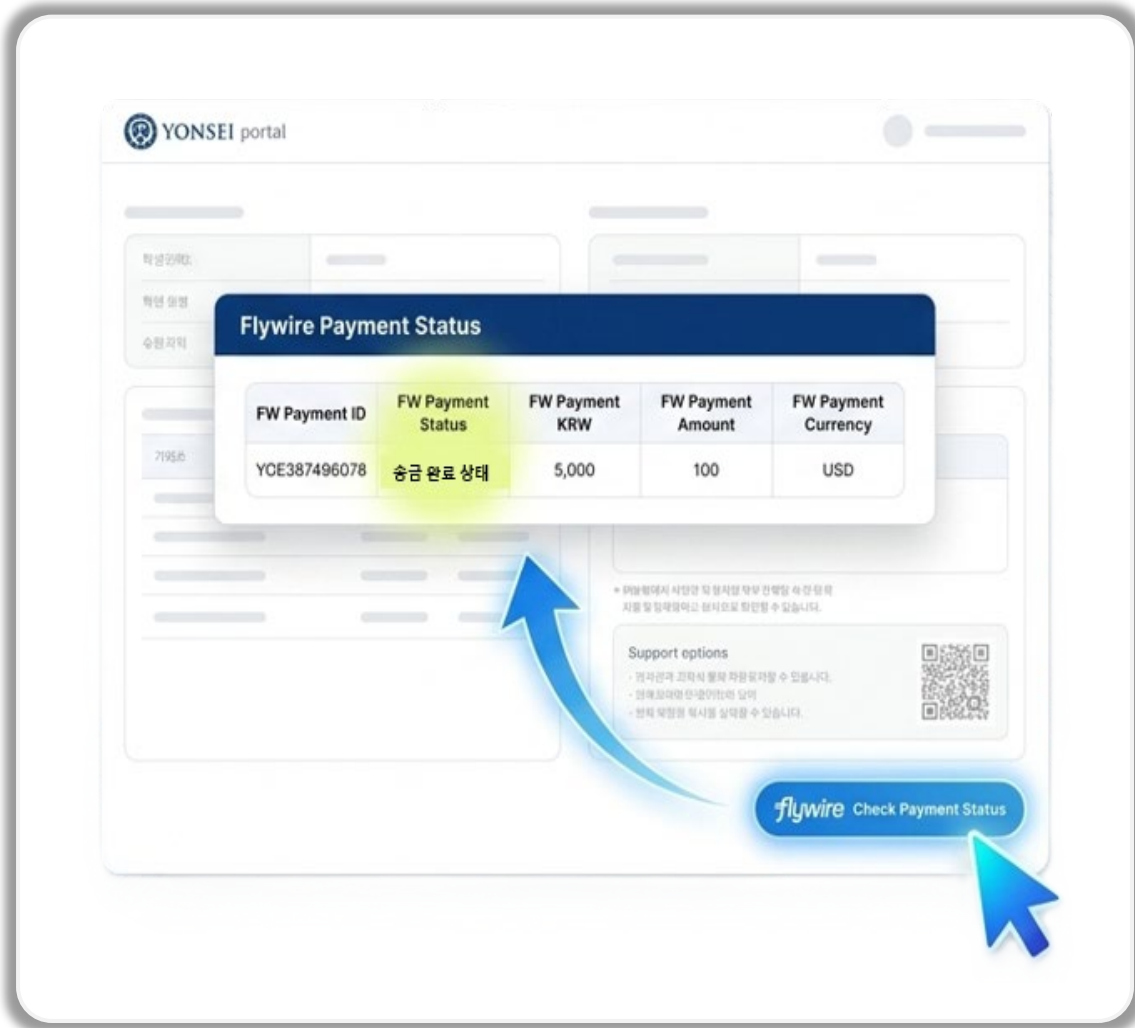
After payment, the tuition transfer status is processed in 4 stages.



In the **Initiated** status, you may freely change your payment method before making the payment. However, please note that once the payment status becomes **Processed**, cancellation is not permitted under any circumstances.

Tuition International Easy Payment (Flywire) Payment Method

STEP 7 Post-Payment Tuition Transfer Status Check



1. You can check this by going to **Academic Portal > Print Bill Screen > [Check Payment Status]** button on the bottom right.
2. The 4 progressive stages will be displayed on this screen.
3. To prevent double payment, the **[Pay Tuition Online]** button will be deactivated after Flywire payment is completed.

How to Inquire About Tuition Payment

Inquiries Regarding Flywire International Payment

The Flywire Customer Support Team provides multilingual assistance 24/7, 365 days a year.



Email

support@flywire.com



Website & Live Chat

<https://help.flywire.com/hc/en-us>

<https://help.flywire.com/hc/zh-cn>



WeChat Support

Scan the QR code to access the dedicated channel.

Inquiries Regarding Tuition Invoice & Payment Amount

Other Tuition Inquiries (Amount on Bill, Payment Schedule, etc.):

Please contact the Finance and Accounting Team.

[Finance & Accounting Team Email: fiwebmaster@yonsei.ac.kr](mailto:fiwebmaster@yonsei.ac.kr)

Finance & Accounting Team Phone: 02-2123-4500